

# ANSI PIPE MARKER SELECTION GUIDE

Emedco offers ANSI/ASME A13.1-2015 compliant pipe marking products in a wide variety of styles, sizes, colors, and wording – including in-stock and customizable options to meet your exact specifications. We can also help you determine the number of pipe markers needed to complete your job.

## Size

Emedco pipe marking systems meet ANSI/ASME size recommendations.

The A13.1-2015 standard also makes recommendations as to the size of letter height and length of color field for various pipe diameters. These recommendations are shown in the table below. Emedco pipe markers, when used properly with arrows and banding tape or arrow tape, meet or exceed the standard.

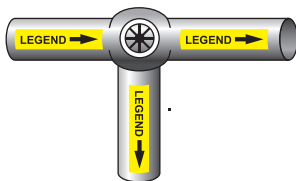
Outside Diameter of Pipe or Covering	Size of Letters	Length of Color Field
3/4" to 1 1/4"	1/2"	8"
1-1/2" to 2"	3/4"	8"
2-1/2" to 6"	1-1/4"	12"
8" to 10"	2-1/2"	24"
Over 10"	3-1/2"	32"

Note: For pipes less than 3/4" in diameter, a permanently legible tag is recommended

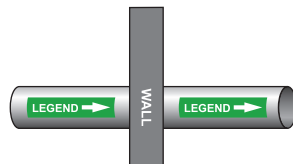
## Placement

According to ANSI/ASME A13.1-2015, pipe markers should be positioned so that they are readily visible to plant personnel from the point of normal approach. Emedco pipe markers instantly tell you all you need to know about pipe contents, direction of flow and whether they're hazardous or safe.

Pipes shall be marked as following:



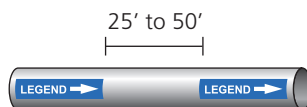
Adjacent to all valves and flanges



At both sides of floor or wall penetrations.



Adjacent to changes in directions



Every 25' to 50' intervals on straight runs

## Color

Emedco pipe marking systems meet ANSI/ASME color recommendations.

Unmarked pipes are dangerous to both life and property. Numerous injuries have occurred due to the ignorance of pipe contents, particularly when outside agencies are involved during emergency scenarios.

### ANSI/ASME A13.1-2015 Guidelines (current)

The official ANSI/ASME A13.1-2015 color guideline states: "Color should be used to identify the characteristic hazards of the contents. Color should be displayed on, or contiguous to, the piping by any physical means, but its use shall be in combination with the legend."

FLUID SERVICE	COLOR SCHEME
Fire quenching fluids	White on Red
Toxic & corrosive fluids	Black on Orange
Flammable & oxidizing fluids	Black on Yellow
Combustible fluids	White on Brown
Potable, cooling, boiler feed, & other water	White on Green
Compressed Air	White on Blue
Defined by user	White on Purple
	Black on White
	White on Grey
	White on Black

## Wording

Over 150 stock legends available, **shop now**. Still can't find the wording you need? No problem: We can **customize markers** to your exact wording.

