















# 5 Step Checklist for a Safe and Compliant Parking Lot

	CREATE SAFE INTERSECTIONS	RECOMMENDATIONS	YES	NO	Item No.	Qty.
<b>1</b>	<b>Are all intersections marked with STOP signs?</b> <b>MUTCD</b> min. standard for roads open to the public is 30" High-Intensity Reflective. Parking Lot popular option is 24" Engineer-Grade Reflective.		<input type="checkbox"/>	<input type="checkbox"/>	_____	___
	<b>Are stop lines and stencils used to clearly denote where vehicles should stop at intersections?</b>		<input type="checkbox"/>	<input type="checkbox"/>	_____	___
<b>2</b>	<b>Are No Parking Spaces Properly Designated?</b> Fire Lane – Codes vary from state to state, with the goal of keeping designated areas clear for emergency vehicles. Check with your Fire Marshall.		<input type="checkbox"/>	<input type="checkbox"/>	_____	___
	<b>Are Visitor Parking Spaces Clearly Identified?</b>		<input type="checkbox"/>	<input type="checkbox"/>	_____	___
	<b>Are Handicapped spaces ADA compliant with state or federal standards?</b> For your state requirement <a href="#">click here</a>		<input type="checkbox"/>	<input type="checkbox"/>	_____	___
	<b>Are Van accessible spaces designated?</b> For every six or fraction of six parking spaces, at least one shall be a van parking space.		<input type="checkbox"/>	<input type="checkbox"/>	_____	___
	<b>Are ADA Spaces Properly Marked?</b> Number of Spaces <a href="#">ADAAG 4.1.2(5)(a)</a> – The number of ADA spaces is determined by the size of the parking lot, click here for more information.		<input type="checkbox"/>	<input type="checkbox"/>	_____	___
<b>3</b>	<b>Are employees and visitors properly informed of speed limits in your parking lot?</b>		<input type="checkbox"/>	<input type="checkbox"/>	_____	___
	<b>Are long stretches of your parking lot controlled using speed bumps?</b> Speed bumps are generally placed 25ft apart for maximum impact.		<input type="checkbox"/>	<input type="checkbox"/>	_____	___
	<b>Are all speed bumps on the facility clearly marked?</b> Post signs on the right side of drive way in advance of speed bumps.		<input type="checkbox"/>	<input type="checkbox"/>	_____	___
	<b>Are extra speed deterrents used for high risk areas?</b> If your speed limit signs go unheeded, place a radar feedback sign in your parking lot to draw attention and monitor behavior.		<input type="checkbox"/>	<input type="checkbox"/>	_____	___

# 4


DIRECT TRAFFIC FLOW	RECOMMENDATIONS	YES	NO	Item No.	Qty.
Are driveways and parking lots properly marked to direct traffic flow?	  42385 Arrow Left      42384 Arrow Right	<input type="checkbox"/>	<input type="checkbox"/>	_____	_____
Are all exits and pathways to exits marked?	  8741L Arrow Left      28741 Arrow Right	<input type="checkbox"/>	<input type="checkbox"/>	_____	_____
Are all one way lanes clearly marked with directional one way signs?	  8734L Arrow Left      28734 Arrow Right	<input type="checkbox"/>	<input type="checkbox"/>	_____	_____
Is your parking lot susceptible to unwanted traffic?	  35156 No Thru Traffic      28783 Do Not Enter	<input type="checkbox"/>	<input type="checkbox"/>	_____	_____
Are cones on hand for emergencies or special events where parking spots need to be blocked or reserved?	 11467V 28" PVC, 7 lb. Traffic Cone	<input type="checkbox"/>	<input type="checkbox"/>	_____	_____

# 5


DESIGN SAFE CROSSWALKS	RECOMMENDATIONS	YES	NO	Item No.	Qty.
<b>Are Crosswalk Signs installed at all uncontrolled pedestrian crossings?</b>  The STOP FOR legend shall only be used in States where the State law specifically requires that a driver must stop for a pedestrian in a crosswalk.	   MMM97 Yield In-Street Crosswalk      MMM98 Stop In-Street Crosswalk      FYG44662 Slow Pedestrian Crossing	<input type="checkbox"/>	<input type="checkbox"/>	_____	_____
Are crosswalks painted to alert drivers of pedestrian crossing areas?	  PLSM155 Paint Striper      SMS-20 White Paint (12/case)	<input type="checkbox"/>	<input type="checkbox"/>	_____	_____

## Don't Forget...


### Sign Posts and Mounting Hardware



**SCSB8**  
8 ft. Green U-Channel Steel Sign Post



**SCSB10**  
10 ft. Green U-Channel Steel Sign Post



**GHP2**  
2 Bolts (2" x 5/16")  
2 Nuts & 4 Washers

<input type="checkbox"/>	<input type="checkbox"/>	_____	_____
<input type="checkbox"/>	<input type="checkbox"/>	_____	_____
<input type="checkbox"/>	<input type="checkbox"/>	_____	_____